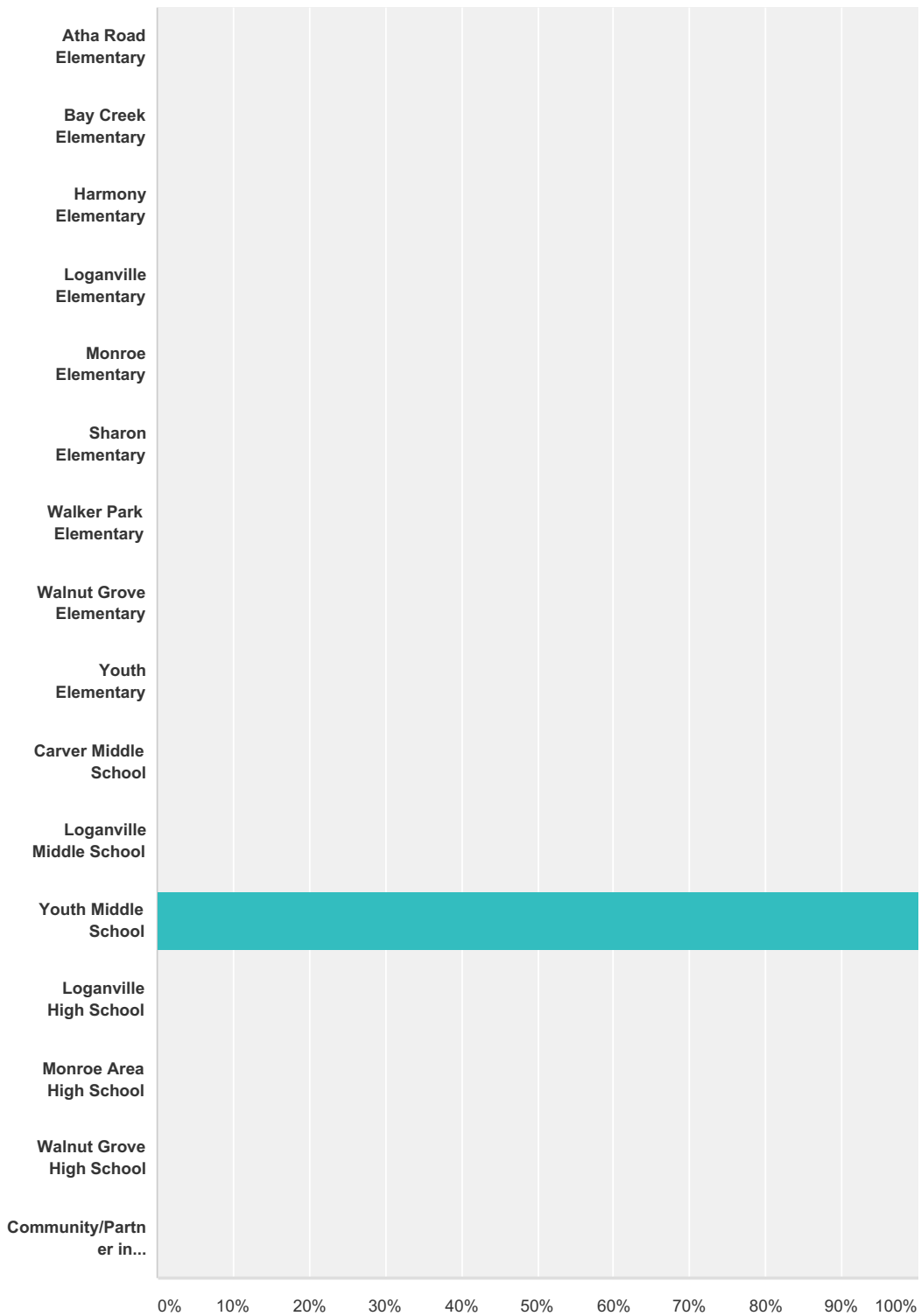


### Q1 My child attends the following school: (Please complete a survey for each child)

Answered: 65 Skipped: 0

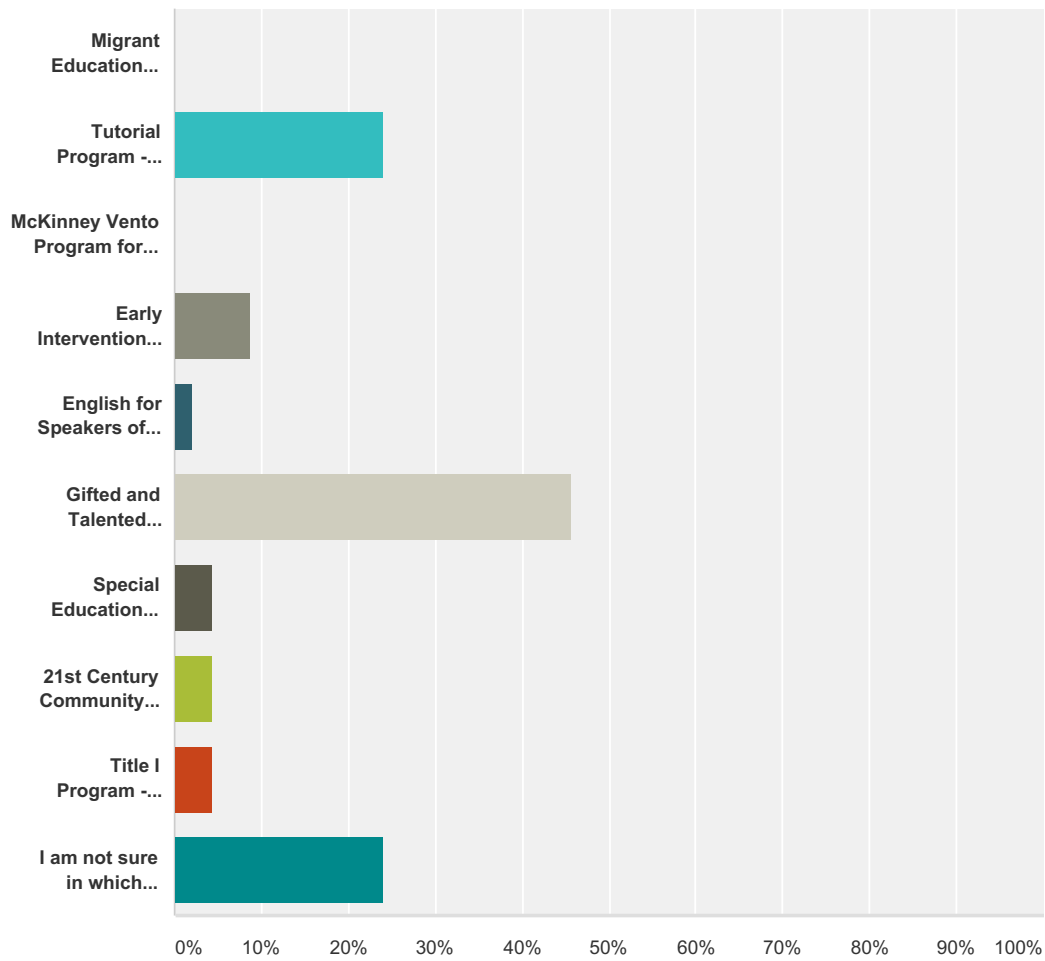


Answer Choices	Responses
----------------	-----------

Atha Road Elementary	0.00%	0
Bay Creek Elementary	0.00%	0
Harmony Elementary	0.00%	0
Loganville Elementary	0.00%	0
Monroe Elementary	0.00%	0
Sharon Elementary	0.00%	0
Walker Park Elementary	0.00%	0
Walnut Grove Elementary	0.00%	0
Youth Elementary	0.00%	0
Carver Middle School	0.00%	0
Loganville Middle School	0.00%	0
Youth Middle School	100.00%	65
Loganville High School	0.00%	0
Monroe Area High School	0.00%	0
Walnut Grove High School	0.00%	0
Community/Partner in Education/School Council Representative	0.00%	0
<b>Total</b>		<b>65</b>

## Q2 Which of the following programs serves your child? (Check all that apply):

Answered: 46 Skipped: 19

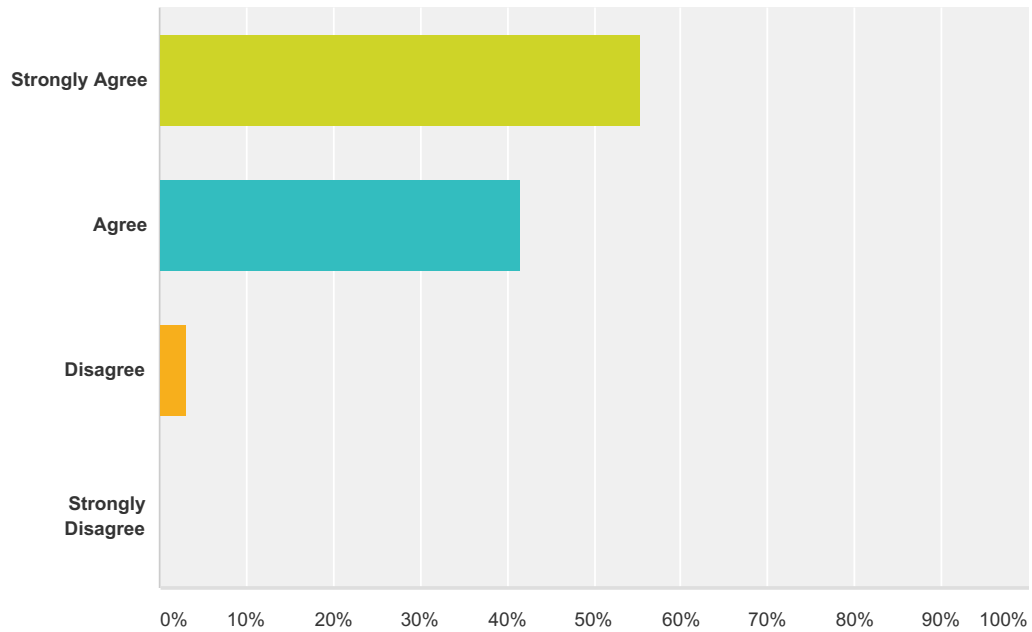


Answer Choices	Responses
Migrant Education Program	0.00% 0
Tutorial Program - (after school, during school or Saturday school)	23.91% 11
McKinney Vento Program for Homeless Children and Youth	0.00% 0
Early Intervention Program (EIP) - Elem. Schools	8.70% 4
English for Speakers of Other Languages (ESOL) Program	2.17% 1
Gifted and Talented Program	45.65% 21
Special Education Program	4.35% 2
21st Century Community Learning Centers (CCLC) / LEAP	4.35% 2
Title I Program - Services provided by a Title I Schools	4.35% 2
I am not sure in which programs my child participates.	23.91% 11

Total Respondents: 46

### Q3 My child's teacher(s) adequately address my child's specific individualized learning needs.

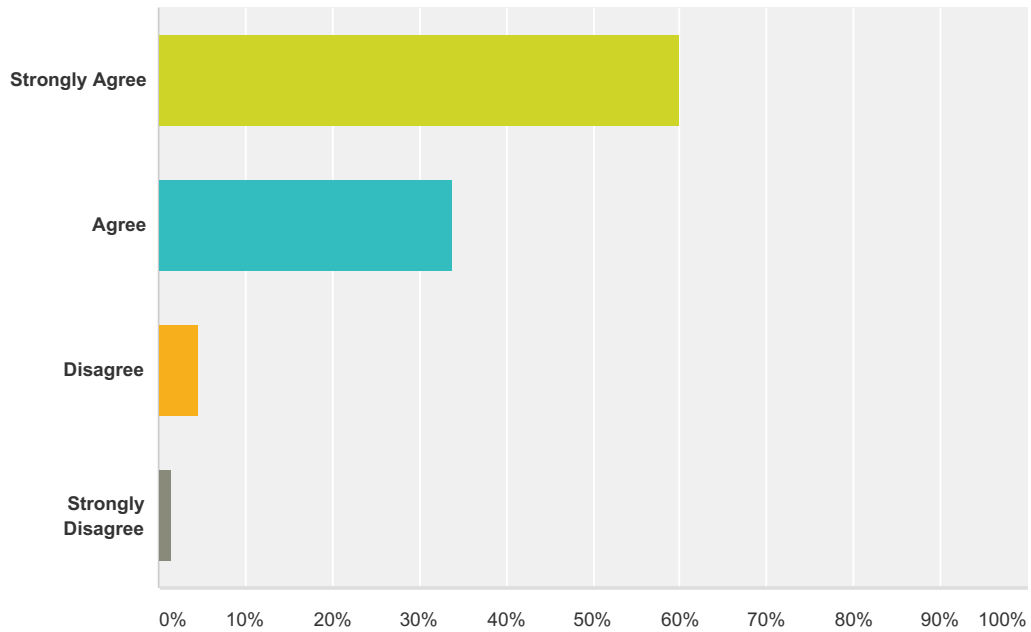
Answered: 65 Skipped: 0



Answer Choices	Responses	
Strongly Agree	55.38%	36
Agree	41.54%	27
Disagree	3.08%	2
Strongly Disagree	0.00%	0
<b>Total</b>		<b>65</b>

### Q4 I am satisfied with the services and support provided by the school to help my child academically.

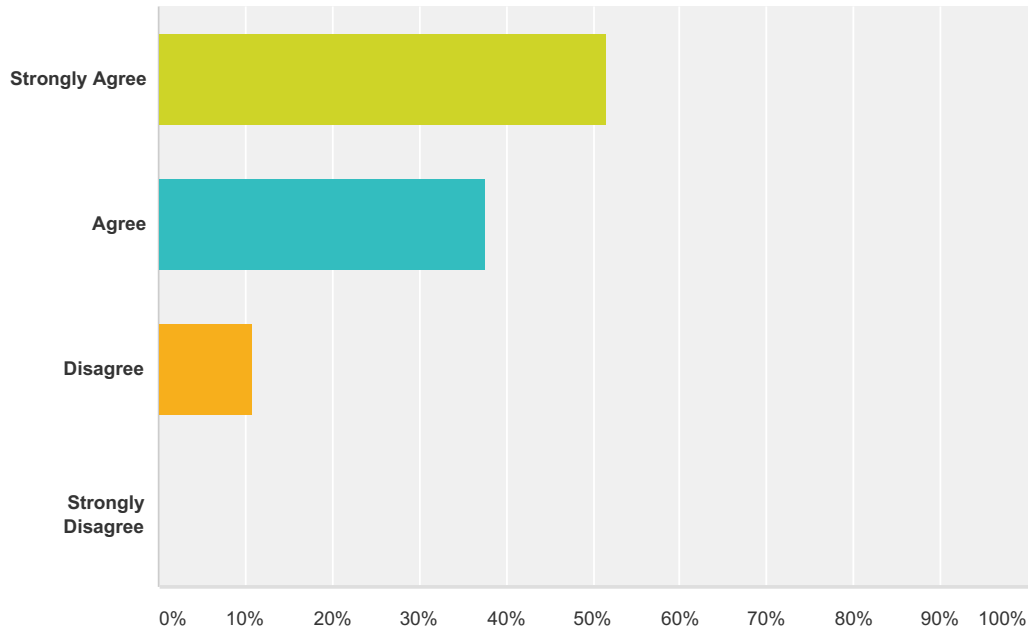
Answered: 65 Skipped: 0



Answer Choices	Responses	
Strongly Agree	60.00%	39
Agree	33.85%	22
Disagree	4.62%	3
Strongly Disagree	1.54%	1
<b>Total</b>		<b>65</b>

### Q5 Teachers regularly inform me about my child's academic progress in English Language Arts, Math, Science, and Social Studies.

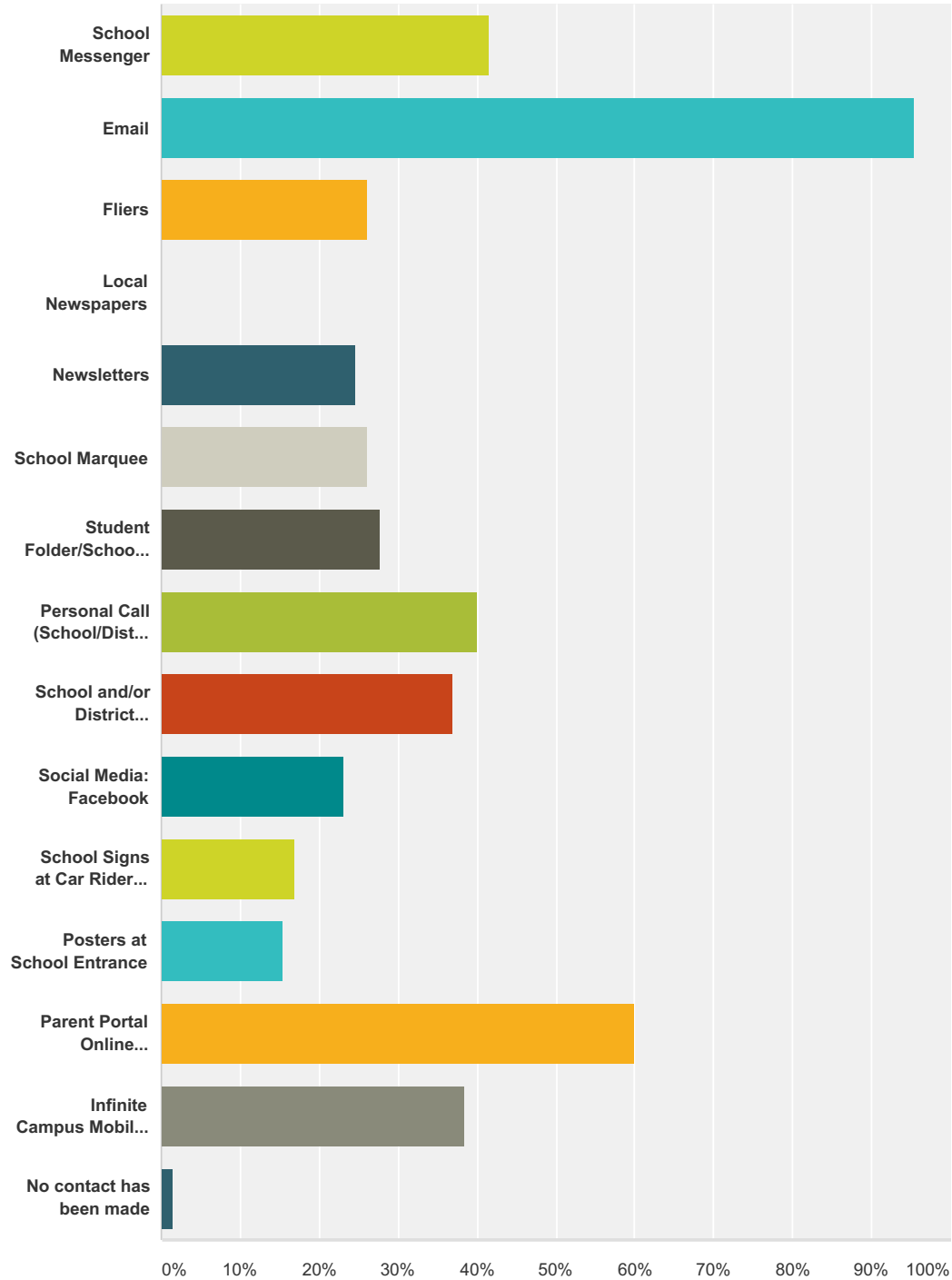
Answered: 64 Skipped: 1



Answer Choices	Responses	Count
Strongly Agree	51.56%	33
Agree	37.50%	24
Disagree	10.94%	7
Strongly Disagree	0.00%	0
<b>Total</b>		<b>64</b>

**Q6 I have received information from my school in the following ways: (Check all that apply):**

Answered: 65 Skipped: 0



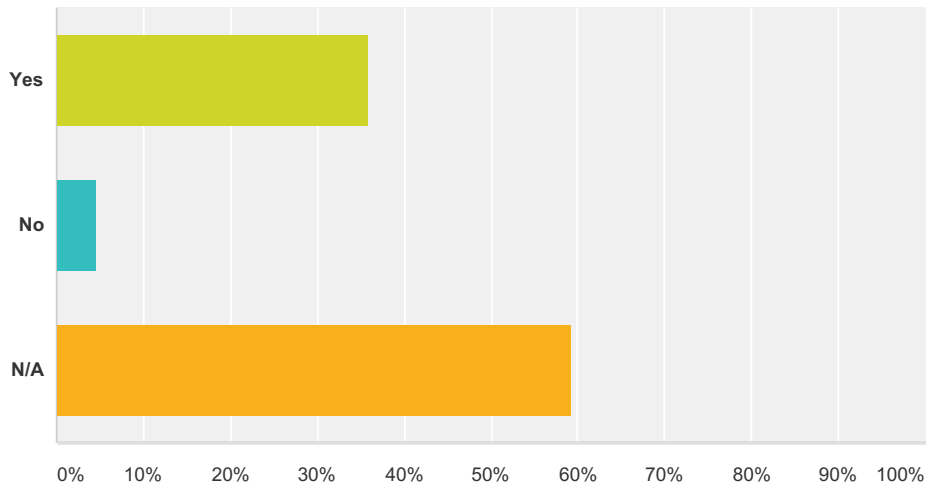
Answer Choices	Responses
School Messenger	41.54% 27



Email	95.38%	62
Fliers	26.15%	17
Local Newspapers	0.00%	0
Newsletters	24.62%	16
School Marquee	26.15%	17
Student Folder/School Agenda	27.69%	18
Personal Call (School/District Staff)	40.00%	26
School and/or District Website	36.92%	24
Social Media: Facebook	23.08%	15
School Signs at Car Rider Line	16.92%	11
Posters at School Entrance	15.38%	10
Parent Portal Online (Infinite Campus)	60.00%	39
Infinite Campus Mobile Portal App	38.46%	25
No contact has been made	1.54%	1
<b>Total Respondents: 65</b>		

**Q7 I have received written information from my child's school in my home language (if other than English).**

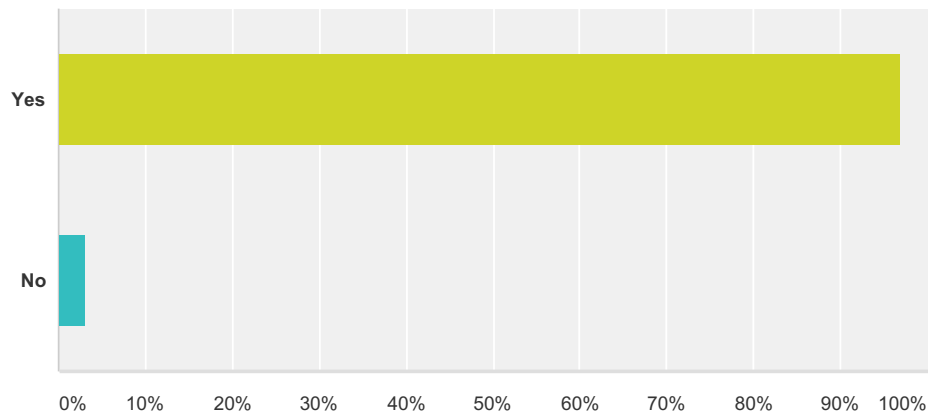
Answered: 64 Skipped: 1



Answer Choices	Responses
Yes	35.94% 23
No	4.69% 3
N/A	59.38% 38
<b>Total</b>	<b>64</b>

### Q8 Do you understand your child's report cards and test scores?

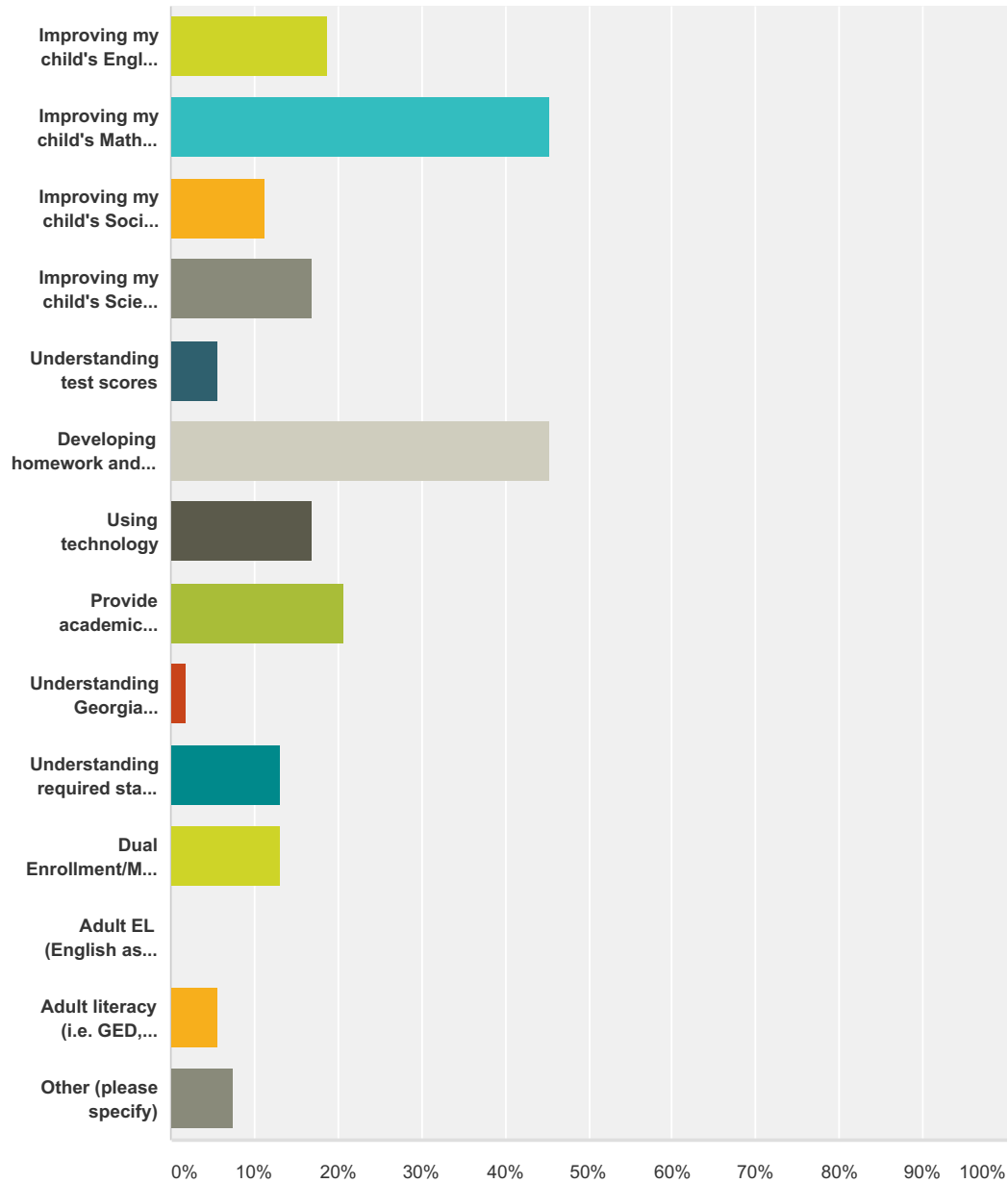
Answered: 64 Skipped: 1



Answer Choices	Responses
Yes	96.88% 62
No	3.13% 2
<b>Total</b>	<b>64</b>

**Q9 I would like parent engagement funds (if available) to be used to provide the following trainings/programs at my child's school. (Check all that apply):**

Answered: 53 Skipped: 12

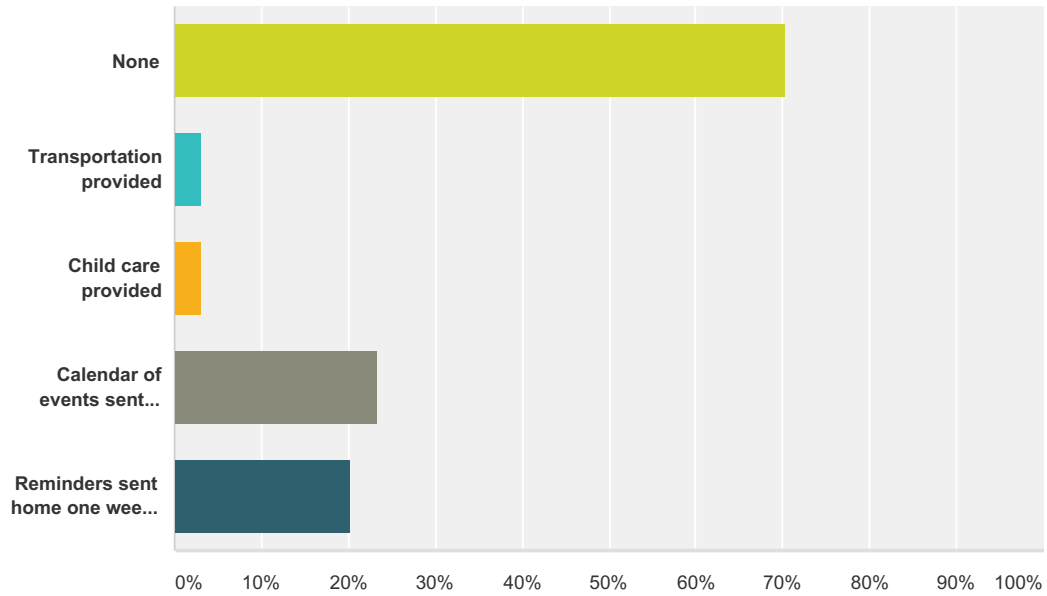


Answer Choices	Responses
Improving my child's English Language Arts skills	18.87% 10
Improving my child's Math skills	45.28% 24
Improving my child's Social Studies skills	11.32% 6
Improving my child's Science skills	16.98% 9

Understanding test scores	5.66%	3
Developing homework and study habits	45.28%	24
Using technology	16.98%	9
Provide academic materials for parents to use with their student in the home	20.75%	11
Understanding Georgia Standards of Excellence (English Language Arts, Math, Science and Social Studies)	1.89%	1
Understanding required state assessments (GA Milestones, End of Grade and End of Course assessments)	13.21%	7
Dual Enrollment/Move On When Ready	13.21%	7
Adult EL (English as Second Language)	0.00%	0
Adult literacy (i.e. GED, beginning reading, math, etc.)	5.66%	3
Other (please specify)	7.55%	4
<b>Total Respondents: 53</b>		

**Q10 I will need the following assistance for me to participate in school events and Title I Program sponsored activities.(Check all that apply):**

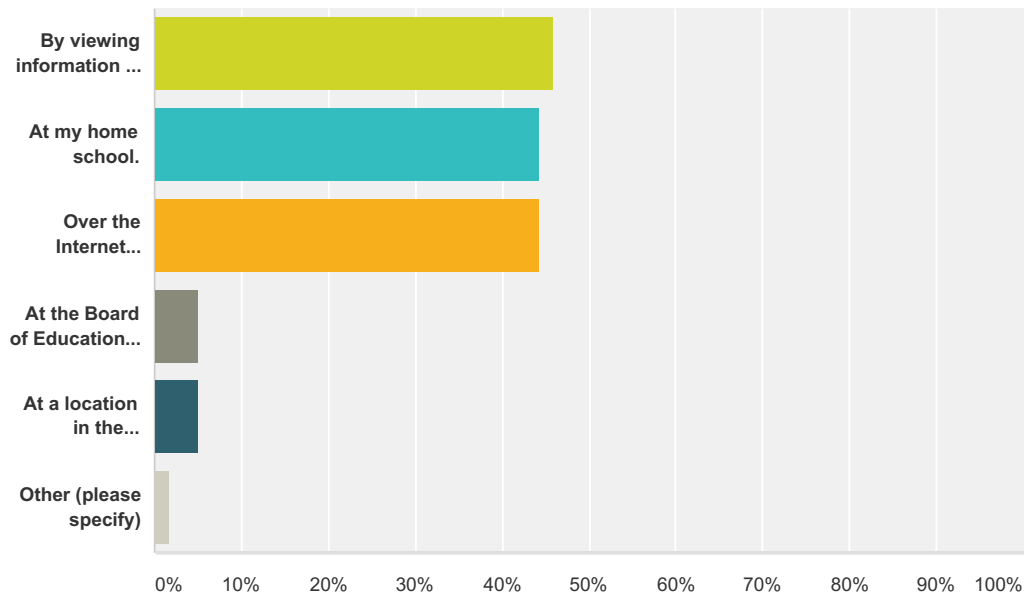
Answered: 64 Skipped: 1



Answer Choices	Responses
None	70.31% 45
Transportation provided	3.13% 2
Child care provided	3.13% 2
Calendar of events sent home regularly	23.44% 15
Reminders sent home one week before the event	20.31% 13
<b>Total Respondents: 64</b>	

### Q11 I prefer to attend parent trainings: (Check all that apply):

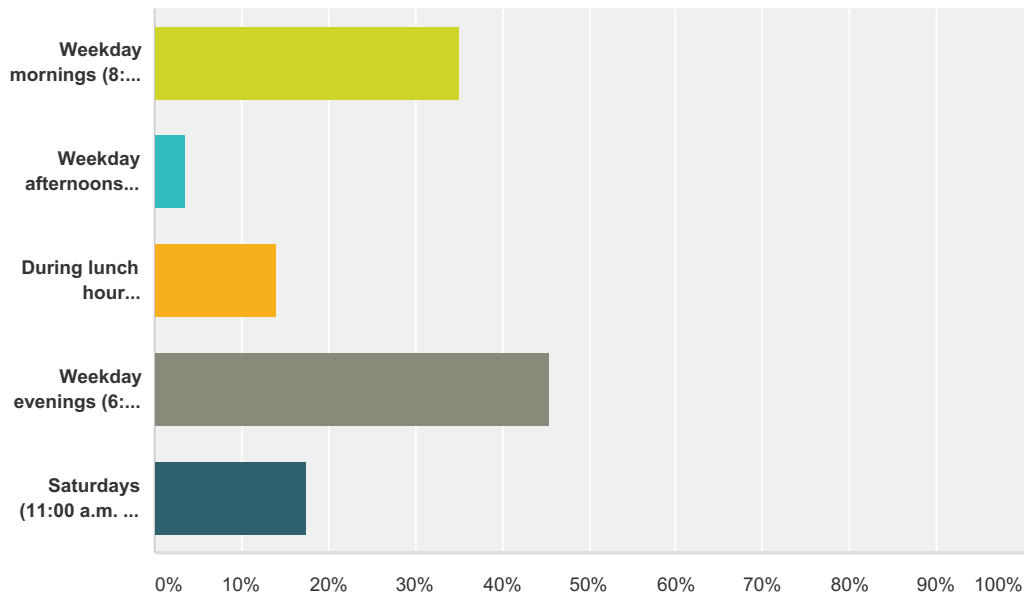
Answered: 61 Skipped: 4



Answer Choices	Responses
By viewing information on the district website.	45.90% 28
At my home school.	44.26% 27
Over the Internet (streaming/video)	44.26% 27
At the Board of Education training rooms.	4.92% 3
At a location in the community (church, community center, etc.)	4.92% 3
Other (please specify)	1.64% 1
<b>Total Respondents: 61</b>	

### Q12 I prefer to attend parent trainings at these times: (Check all that apply):

Answered: 57 Skipped: 8

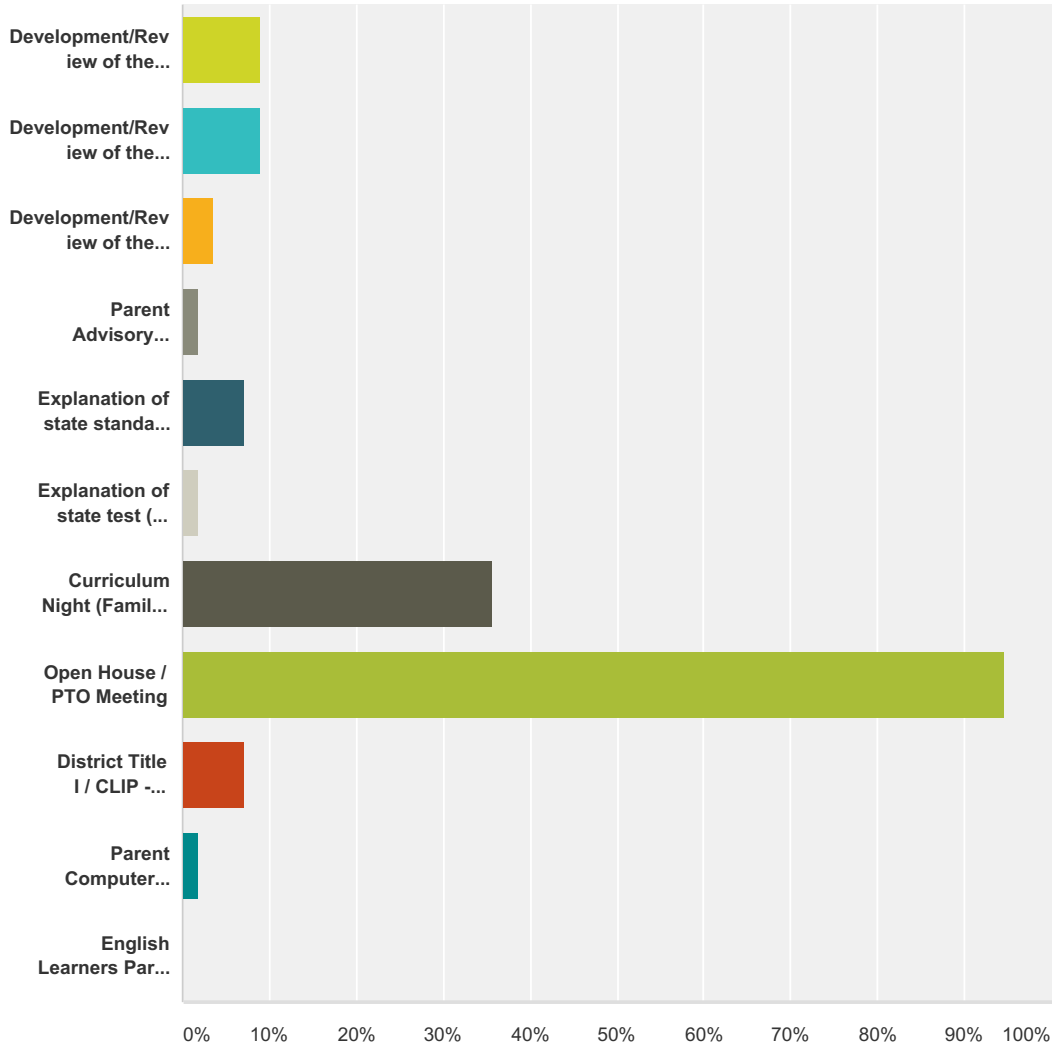


Answer Choices	Responses
Weekday mornings (8:00 a.m. to 12:00 p.m.)	35.09% 20
Weekday afternoons (1:00 p.m. to 4:00 p.m.)	3.51% 2
During lunch hour (Lunch-N-Learn with your child)	14.04% 8
Weekday evenings (6:00 p.m. to 9:00 p.m.)	45.61% 26
Saturdays (11:00 a.m. to 2:00 p.m.)	17.54% 10
<b>Total Respondents: 57</b>	



### Q13 I participated in and/or attended the following school activities this year. (Check all that apply):

Answered: 56 Skipped: 9

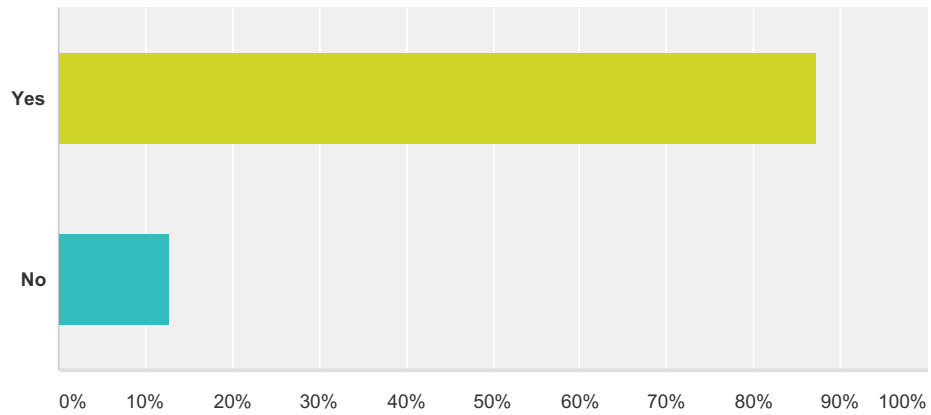


Answer Choices	Responses
Development/Review of the Parental Involvement Plan	8.93% 5
Development/Review of the School Parent Compact	8.93% 5
Development/Review of the Title I Program Plan/Evaluation and School Improvement Plan	3.57% 2
Parent Advisory Committees/Councils/School Governance Team	1.79% 1
Explanation of state standards and school curriculum (GA Standards of Excellence)	7.14% 4
Explanation of state test (GA Milestones, End of Grade, End of Course Test, ACCESS Test, GKIDS)	1.79% 1
Curriculum Night (Family Reading / Math Night, Science or Social Studies)	35.71% 20
Open House / PTO Meeting	94.64% 53

District Title I / CLIP - Comprehensive LEA (District) Implementation Planning Meeting (CLIP)	7.14%	4
Parent Computer Classes/Workshops	1.79%	1
English Learners Parent Orientation	0.00%	0
<b>Total Respondents: 56</b>		

### Q14 Do you think that all children in your child's school have the same opportunity to learn and succeed?

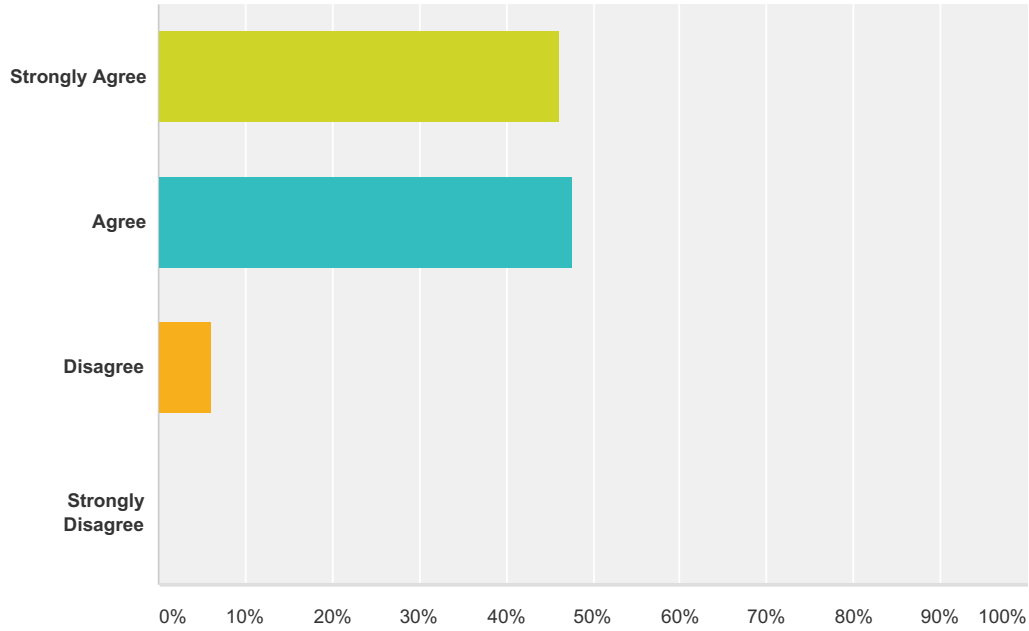
Answered: 63 Skipped: 2



Answer Choices	Responses
Yes	87.30% 55
No	12.70% 8
<b>Total</b>	<b>63</b>

**Q15 Walton County School System provides every student equal access to experienced, highly qualified (certified in the area in which they are teaching) teachers.**

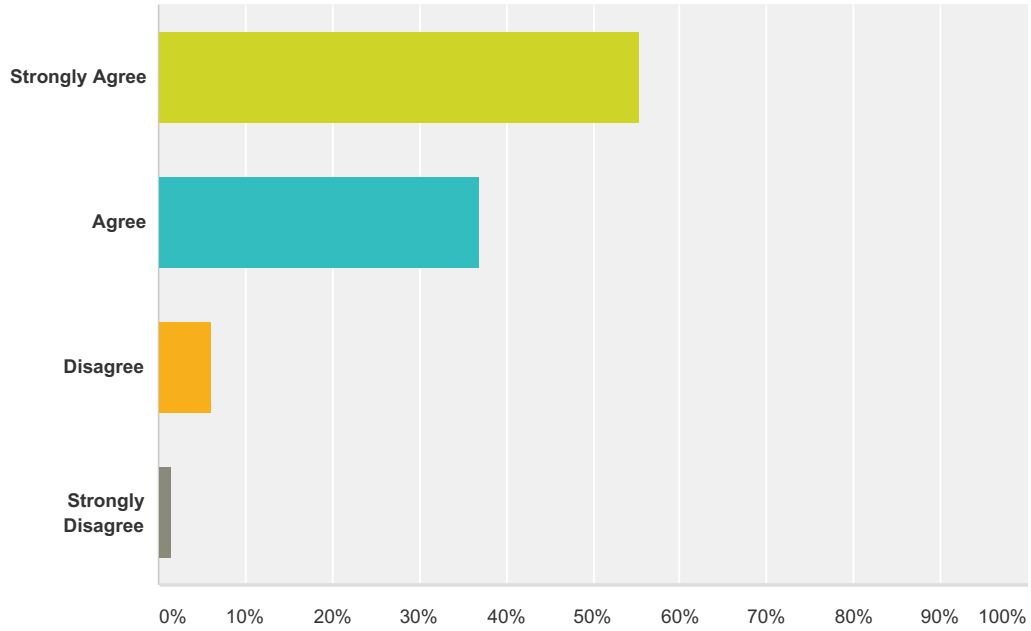
Answered: 65 Skipped: 0



Answer Choices	Responses	Count
Strongly Agree	46.15%	30
Agree	47.69%	31
Disagree	6.15%	4
Strongly Disagree	0.00%	0
<b>Total</b>		<b>65</b>

**Q16 The staff at my child's school is responsive and helpful when we discuss my child's academic progress.**

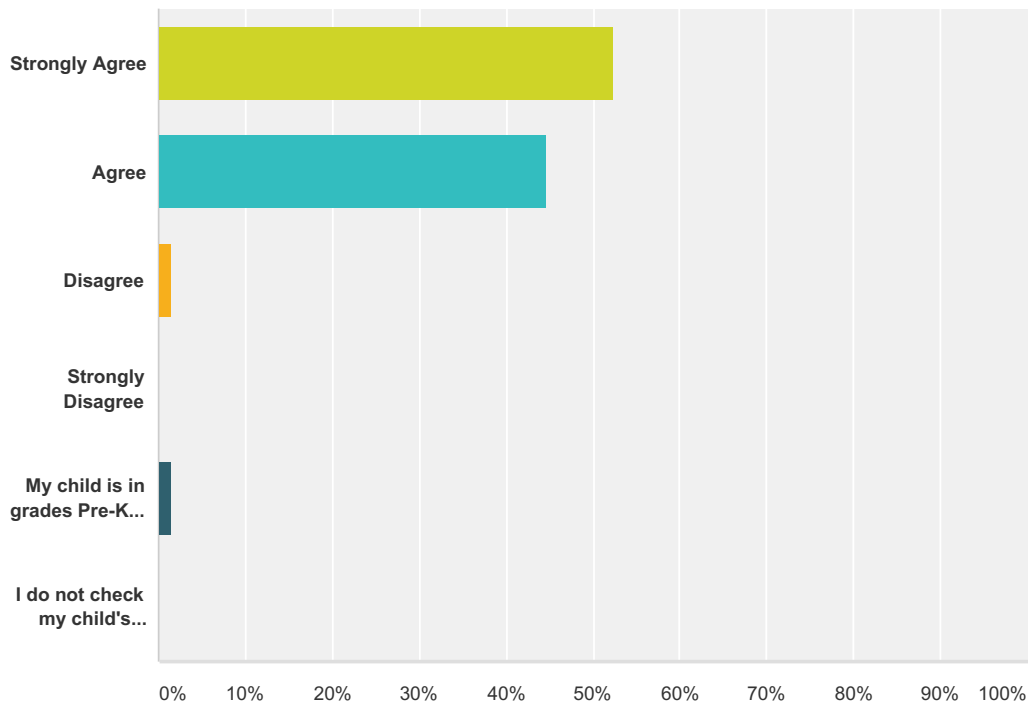
Answered: 65 Skipped: 0



Answer Choices	Responses	
Strongly Agree	55.38%	36
Agree	36.92%	24
Disagree	6.15%	4
Strongly Disagree	1.54%	1
<b>Total</b>		<b>65</b>

### Q17 My child's teachers regularly update grades in the parent portal.

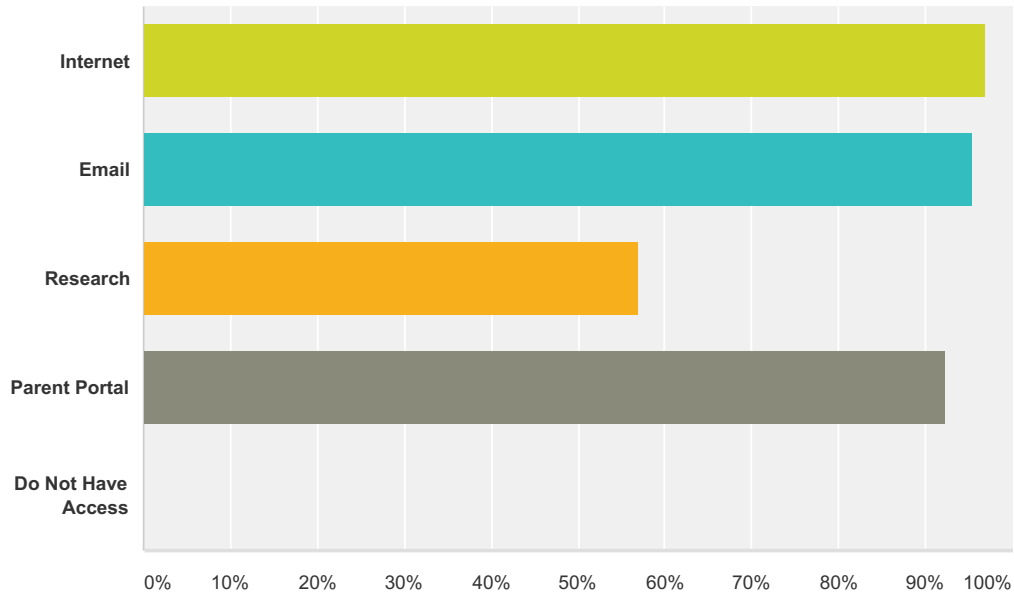
Answered: 65 Skipped: 0



Answer Choices	Responses
Strongly Agree	52.31% 34
Agree	44.62% 29
Disagree	1.54% 1
Strongly Disagree	0.00% 0
My child is in grades Pre-K - 3.	1.54% 1
I do not check my child's grades electronically (online or using an app).	0.00% 0
<b>Total</b>	<b>65</b>

**Q18 I have access to devices (phone, computer, eReader, iPad, Kindle, etc.) to make use of the following (Check all that apply):**

Answered: 65 Skipped: 0



Answer Choices	Responses
Internet	96.92% 63
Email	95.38% 62
Research	56.92% 37
Parent Portal	92.31% 60
Do Not Have Access	0.00% 0
<b>Total Respondents: 65</b>	

**Q19 OPTIONAL: What would you most like to see improved within the Walton County School System?**

Answered: 17 Skipped: 48



## Q20 Optional: Please share your contact information.

Answered: 20 Skipped: 45

Answer Choices	Responses
Name:	100.00% 20
Phone Number:	85.00% 17
Email Address	90.00% 18