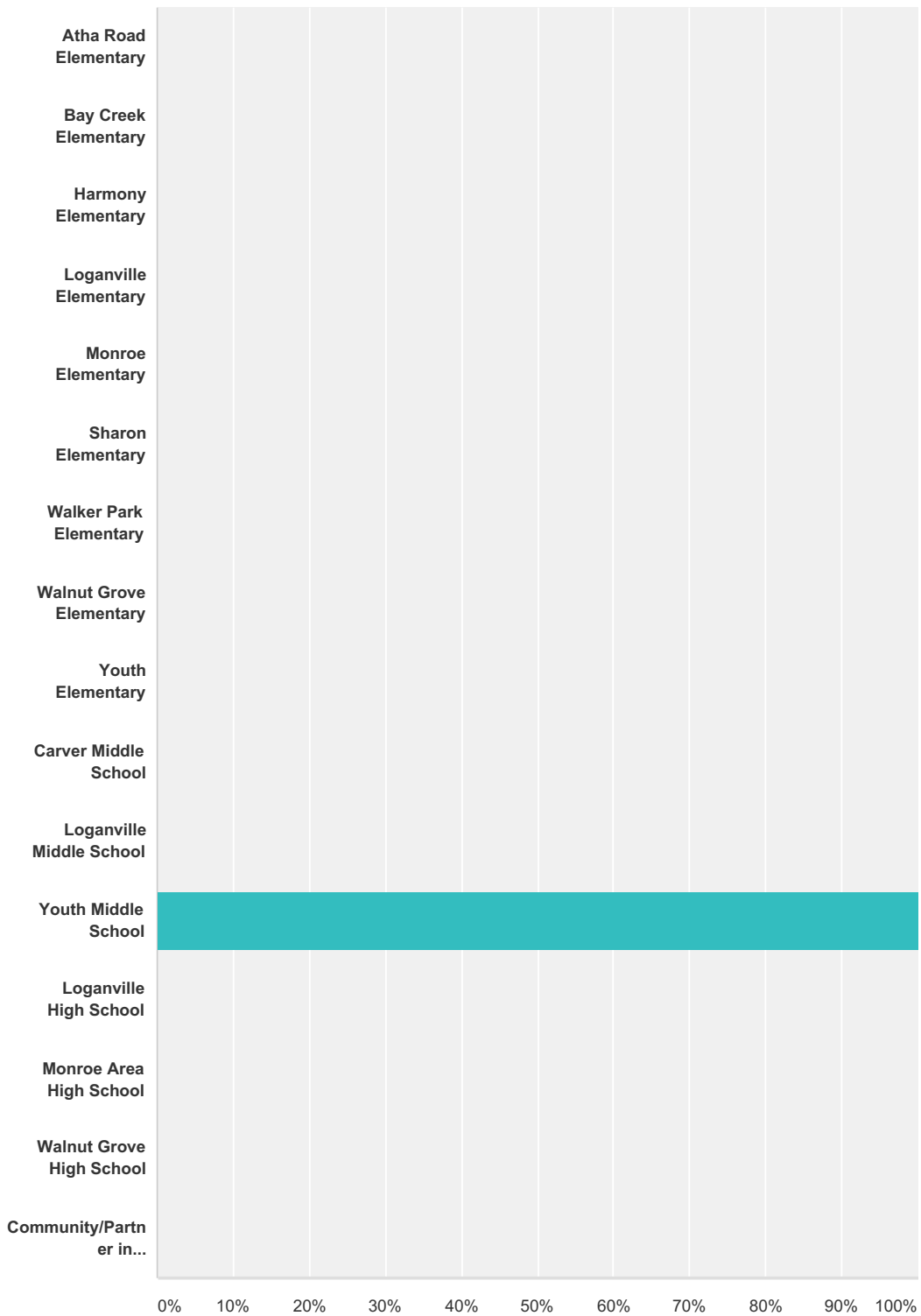


Q1 My child attends the following school: (Please complete a survey for each child)

Answered: 129 Skipped: 0

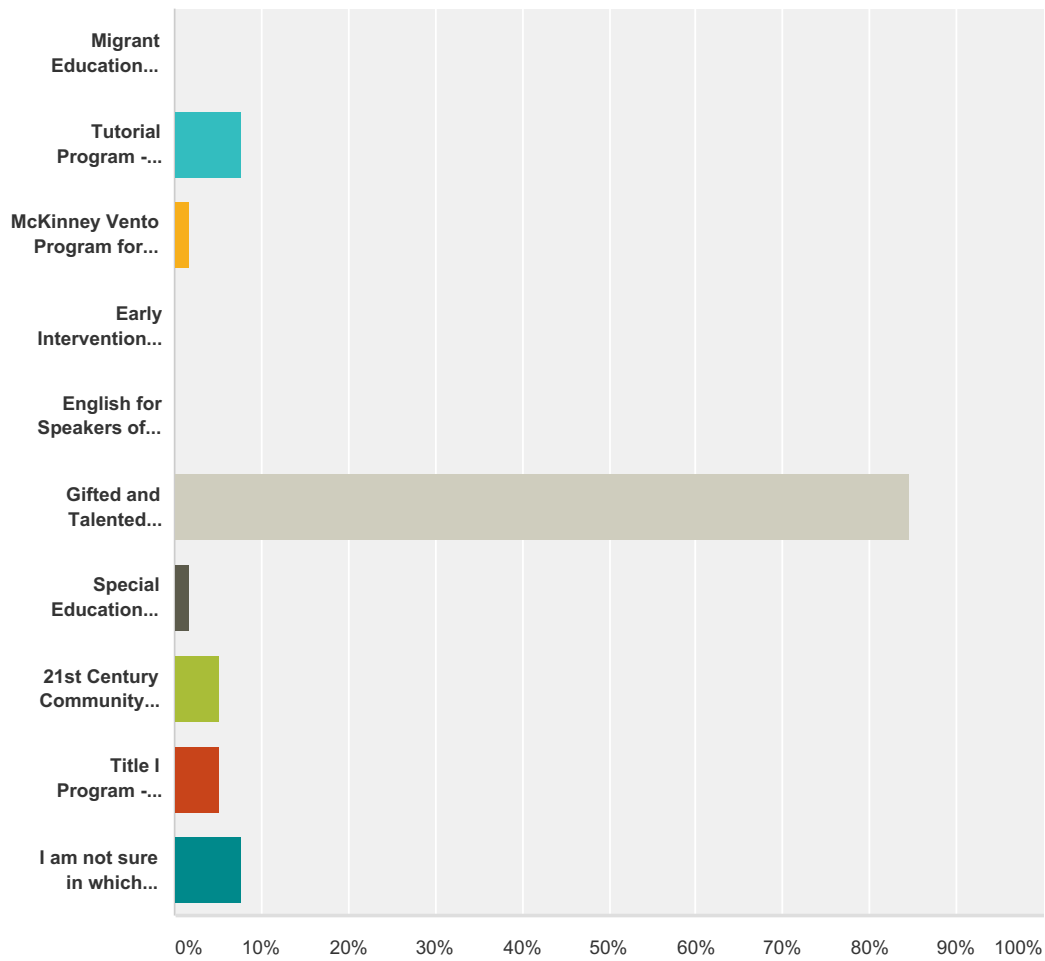


Answer Choices	Responses
----------------	-----------

Atha Road Elementary	0.00%	0
Bay Creek Elementary	0.00%	0
Harmony Elementary	0.00%	0
Loganville Elementary	0.00%	0
Monroe Elementary	0.00%	0
Sharon Elementary	0.00%	0
Walker Park Elementary	0.00%	0
Walnut Grove Elementary	0.00%	0
Youth Elementary	0.00%	0
Carver Middle School	0.00%	0
Loganville Middle School	0.00%	0
Youth Middle School	100.00%	129
Loganville High School	0.00%	0
Monroe Area High School	0.00%	0
Walnut Grove High School	0.00%	0
Community/Partner in Education/School Council Representative	0.00%	0
Total		129

Q2 Which of the following programs serves your child? (Check all that apply):

Answered: 117 Skipped: 12

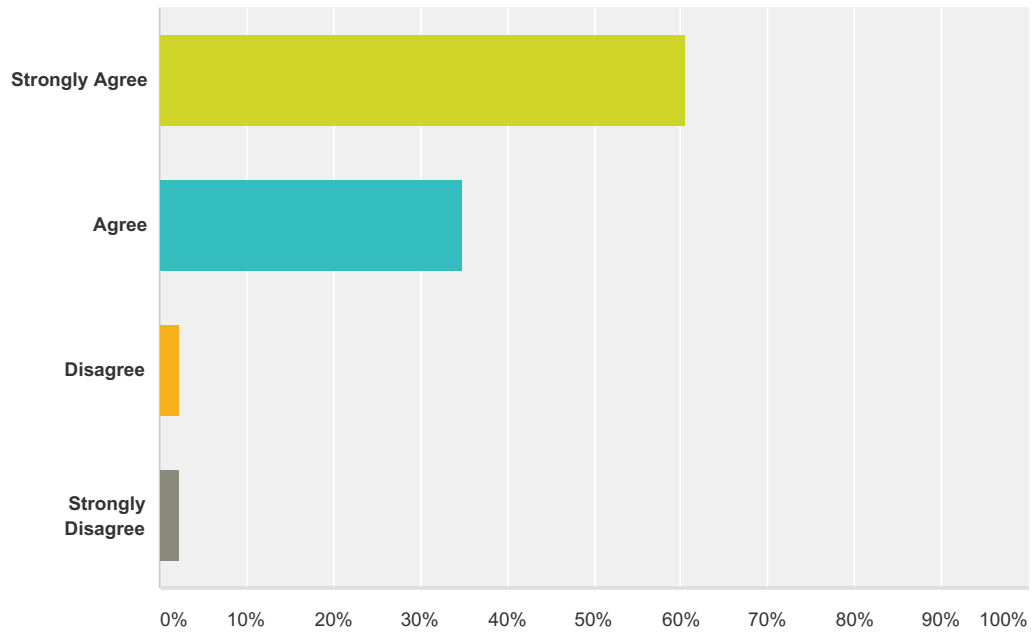


Answer Choices	Responses
Migrant Education Program	0.00% 0
Tutorial Program - (after school, during school or Saturday school)	7.69% 9
McKinney Vento Program for Homeless Children and Youth	1.71% 2
Early Intervention Program (EIP) - Elem. Schools	0.00% 0
English for Speakers of Other Languages (ESOL) Program	0.00% 0
Gifted and Talented Program	84.62% 99
Special Education Program	1.71% 2
21st Century Community Learning Centers (CCLC) / LEAP	5.13% 6
Title I Program - Services provided by a Title I Schools	5.13% 6
I am not sure in which programs my child participates.	7.69% 9

Total Respondents: 117

Q3 My child's teacher(s) adequately address my child's specific individualized learning needs.

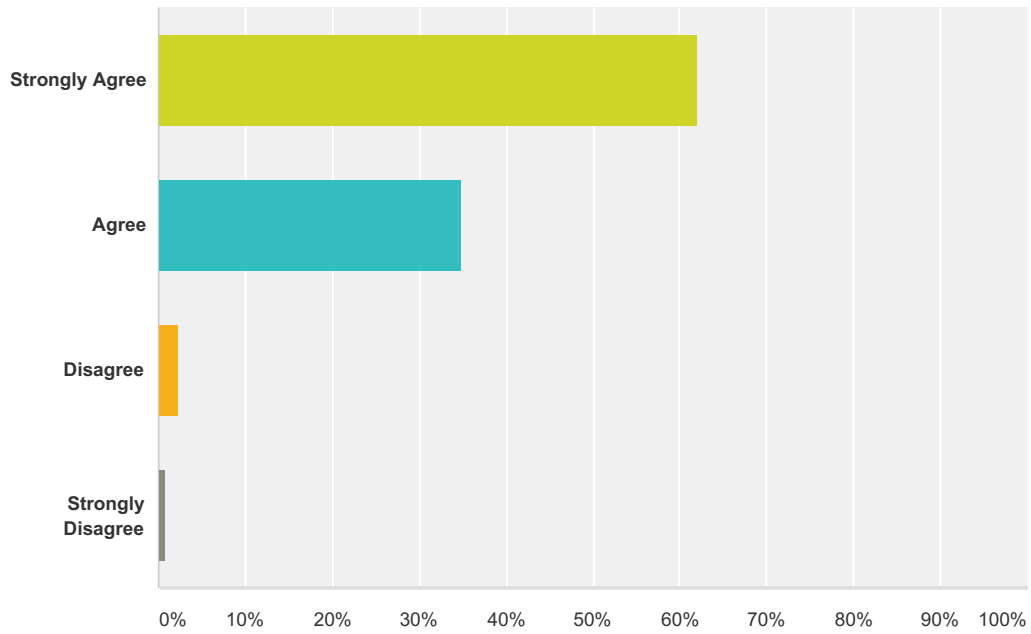
Answered: 129 Skipped: 0



Answer Choices	Responses
Strongly Agree	60.47% 78
Agree	34.88% 45
Disagree	2.33% 3
Strongly Disagree	2.33% 3
Total	129

Q4 I am satisfied with the services and support provided by the school to help my child academically.

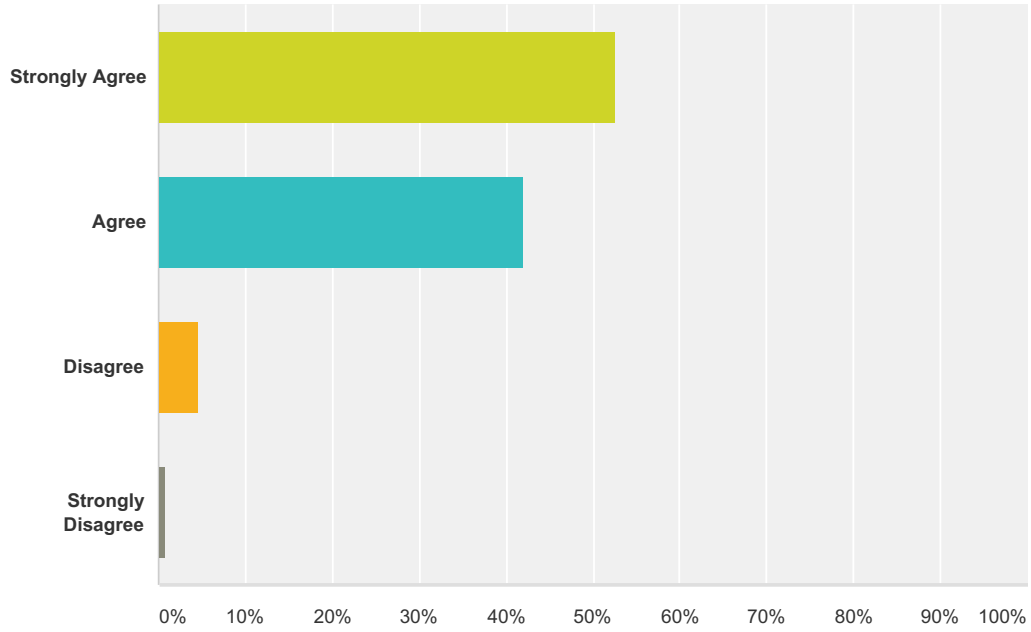
Answered: 126 Skipped: 3



Answer Choices	Responses	
Strongly Agree	61.90%	78
Agree	34.92%	44
Disagree	2.38%	3
Strongly Disagree	0.79%	1
Total		126

Q5 Teachers regularly inform me about my child's academic progress in English Language Arts, Math, Science, and Social Studies.

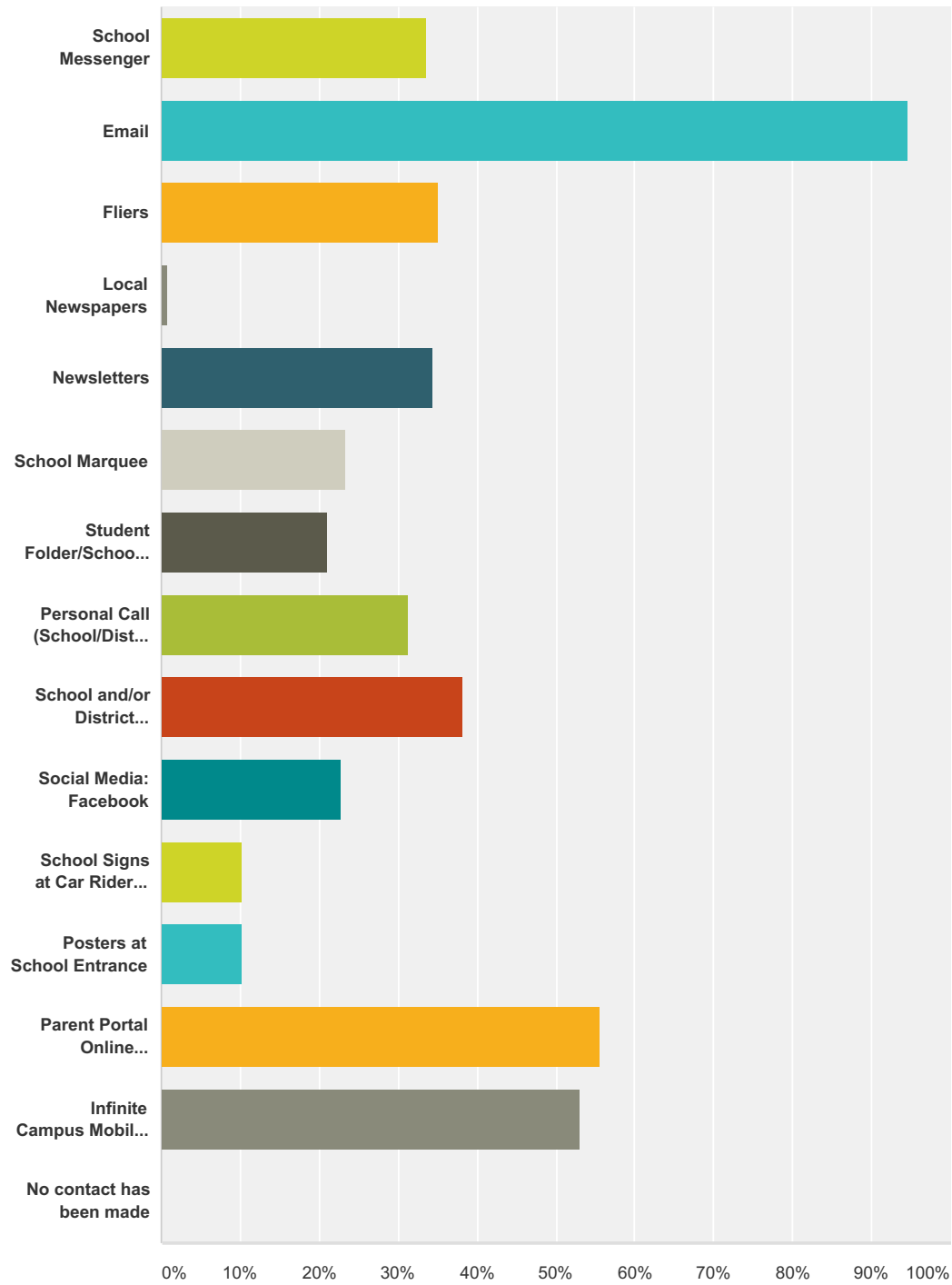
Answered: 129 Skipped: 0



Answer Choices	Responses
Strongly Agree	52.71% 68
Agree	41.86% 54
Disagree	4.65% 6
Strongly Disagree	0.78% 1
Total	129

Q6 I have received information from my school in the following ways: (Check all that apply):

Answered: 128 Skipped: 1

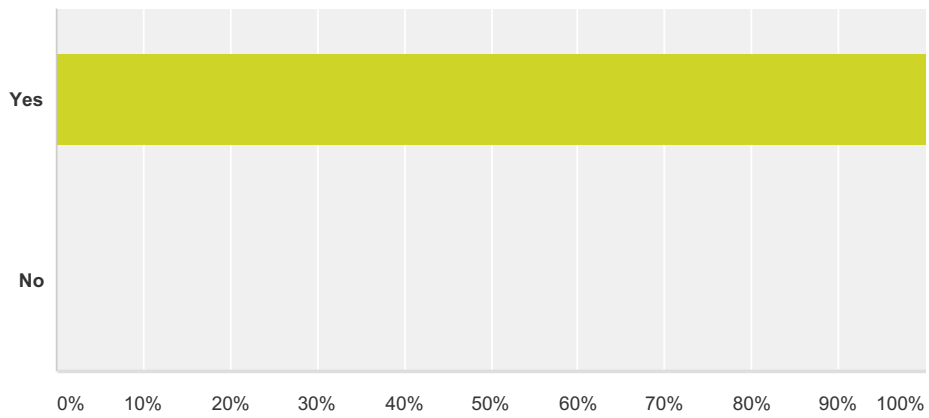


Answer Choices	Responses
School Messenger	33.59% 43

Email	94.53%	121
Fliers	35.16%	45
Local Newspapers	0.78%	1
Newsletters	34.38%	44
School Marquee	23.44%	30
Student Folder/School Agenda	21.09%	27
Personal Call (School/District Staff)	31.25%	40
School and/or District Website	38.28%	49
Social Media: Facebook	22.66%	29
School Signs at Car Rider Line	10.16%	13
Posters at School Entrance	10.16%	13
Parent Portal Online (Infinite Campus)	55.47%	71
Infinite Campus Mobile Portal App	53.13%	68
No contact has been made	0.00%	0
Total Respondents: 128		

Q7 Is English the best language for schools to communicate with you?

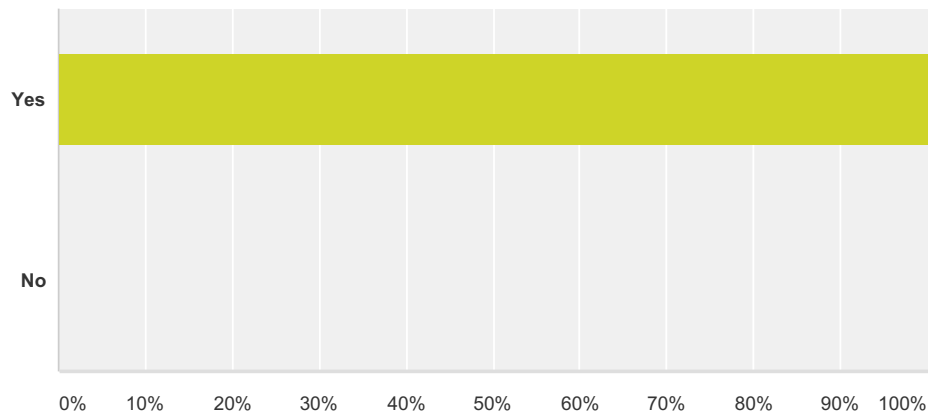
Answered: 128 Skipped: 1



Answer Choices	Responses
Yes	100.00% 128
No	0.00% 0
Total	128

Q8 Do you understand your child's report cards, progress reports, and test scores?

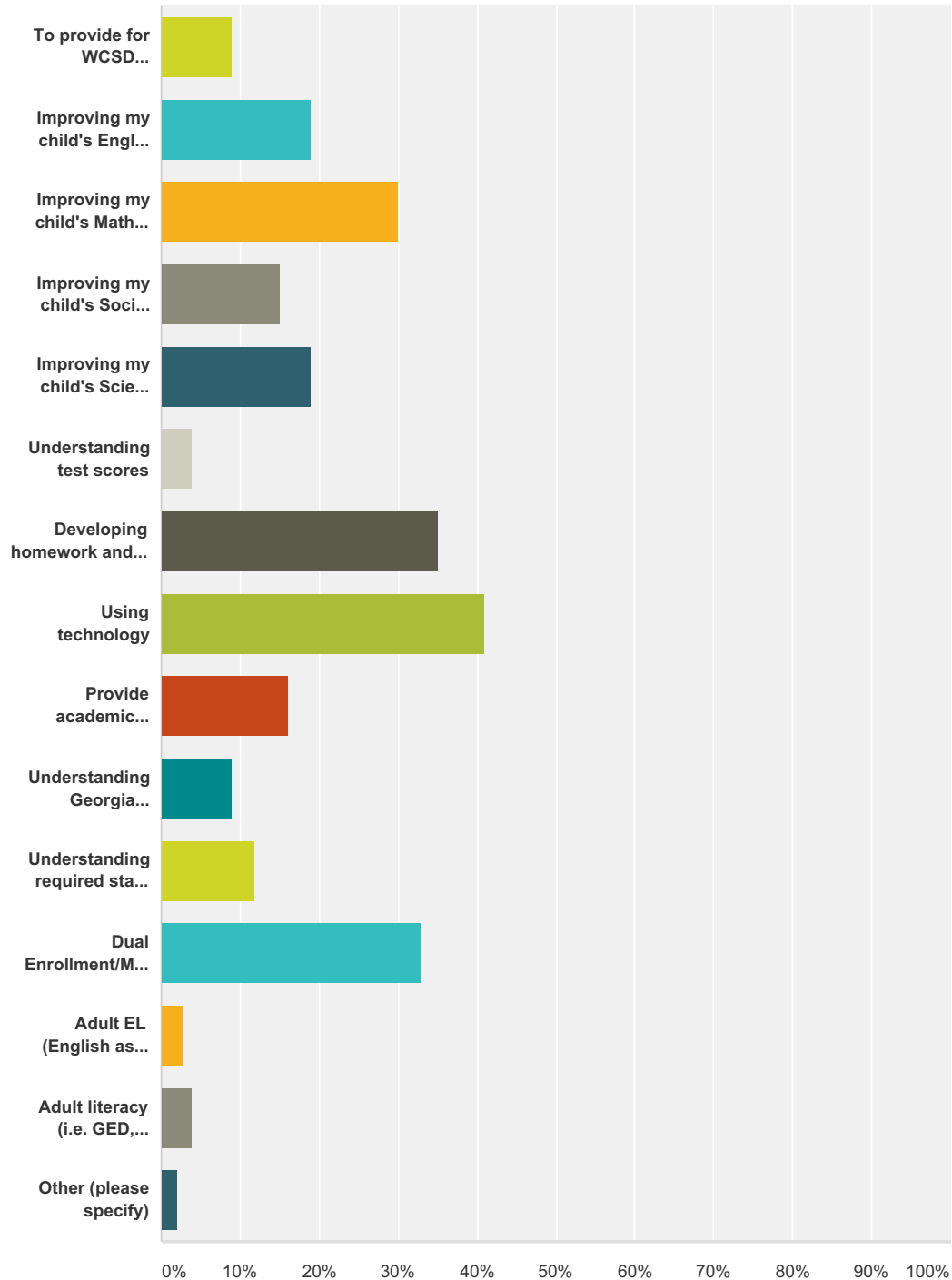
Answered: 125 Skipped: 4



Answer Choices	Responses	Count
Yes	100.00%	125
No	0.00%	0
Total		125

Q9 I would like parent engagement funds (if available) to be used to provide the following trainings/programs at my child's school. (Check all that apply):

Answered: 100 Skipped: 29

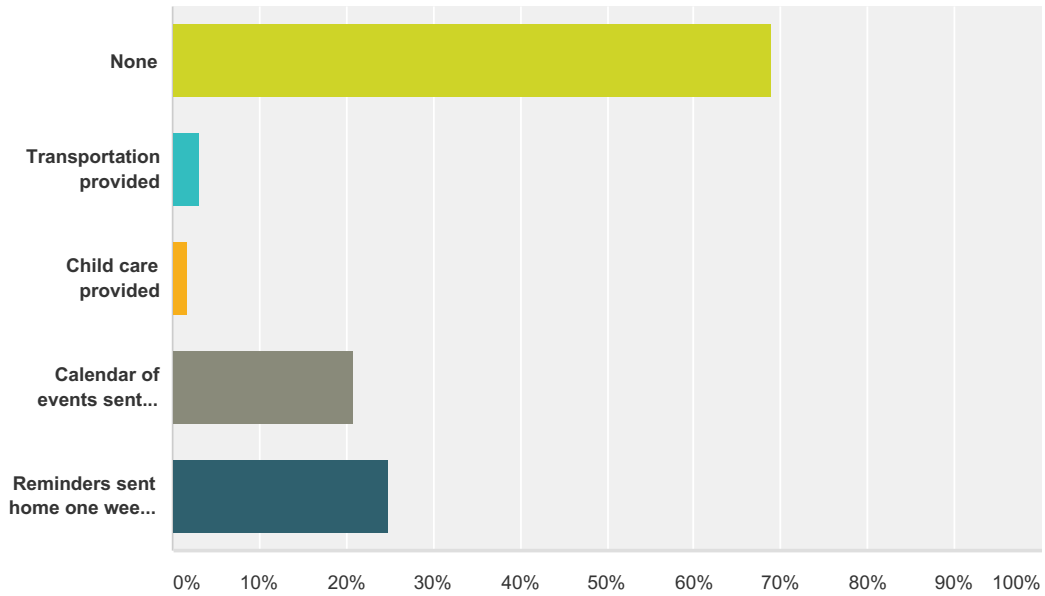


Answer Choices	Responses
To provide for WCSD Parent:Family Engagement Coordinator	9.00% 9

Improving my child's English Language Arts skills	19.00%	19
Improving my child's Math skills	30.00%	30
Improving my child's Social Studies skills	15.00%	15
Improving my child's Science skills	19.00%	19
Understanding test scores	4.00%	4
Developing homework and study habits	35.00%	35
Using technology	41.00%	41
Provide academic materials for parents to use with their student in the home	16.00%	16
Understanding Georgia Standards of Excellence (English Language Arts, Math, Science and Social Studies)	9.00%	9
Understanding required state assessments (GA Milestones, End of Grade and End of Course assessments)	12.00%	12
Dual Enrollment/Move On When Ready	33.00%	33
Adult EL (English as Second Language)	3.00%	3
Adult literacy (i.e. GED, beginning reading, math, etc.)	4.00%	4
Other (please specify)	2.00%	2
Total Respondents: 100		

Q10 I will need the following assistance for me to participate in school events and Title I Program sponsored activities.(Check all that apply):

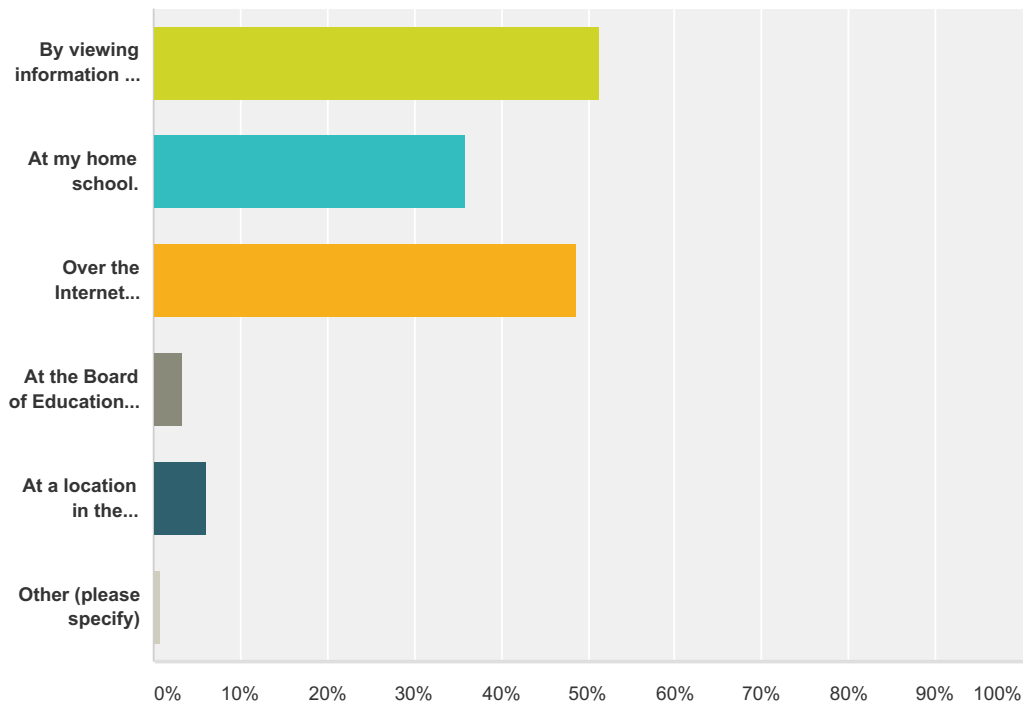
Answered: 125 Skipped: 4



Answer Choices	Responses
None	68.80% 86
Transportation provided	3.20% 4
Child care provided	1.60% 2
Calendar of events sent home regularly	20.80% 26
Reminders sent home one week before the event	24.80% 31
Total Respondents: 125	

Q11 I prefer to attend parent trainings: (Check all that apply):

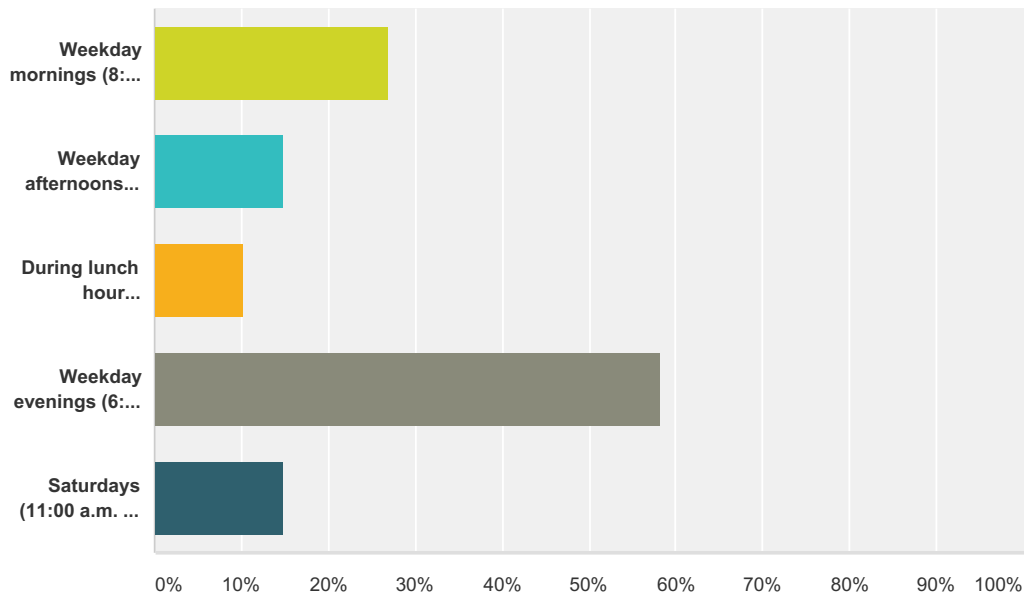
Answered: 117 Skipped: 12



Answer Choices	Responses
By viewing information on the district website.	51.28% 60
At my home school.	35.90% 42
Over the Internet (streaming/video)	48.72% 57
At the Board of Education training rooms.	3.42% 4
At a location in the community (church, community center, etc.)	5.98% 7
Other (please specify)	0.85% 1
Total Respondents: 117	

Q12 I prefer to attend parent trainings at these times: (Check all that apply):

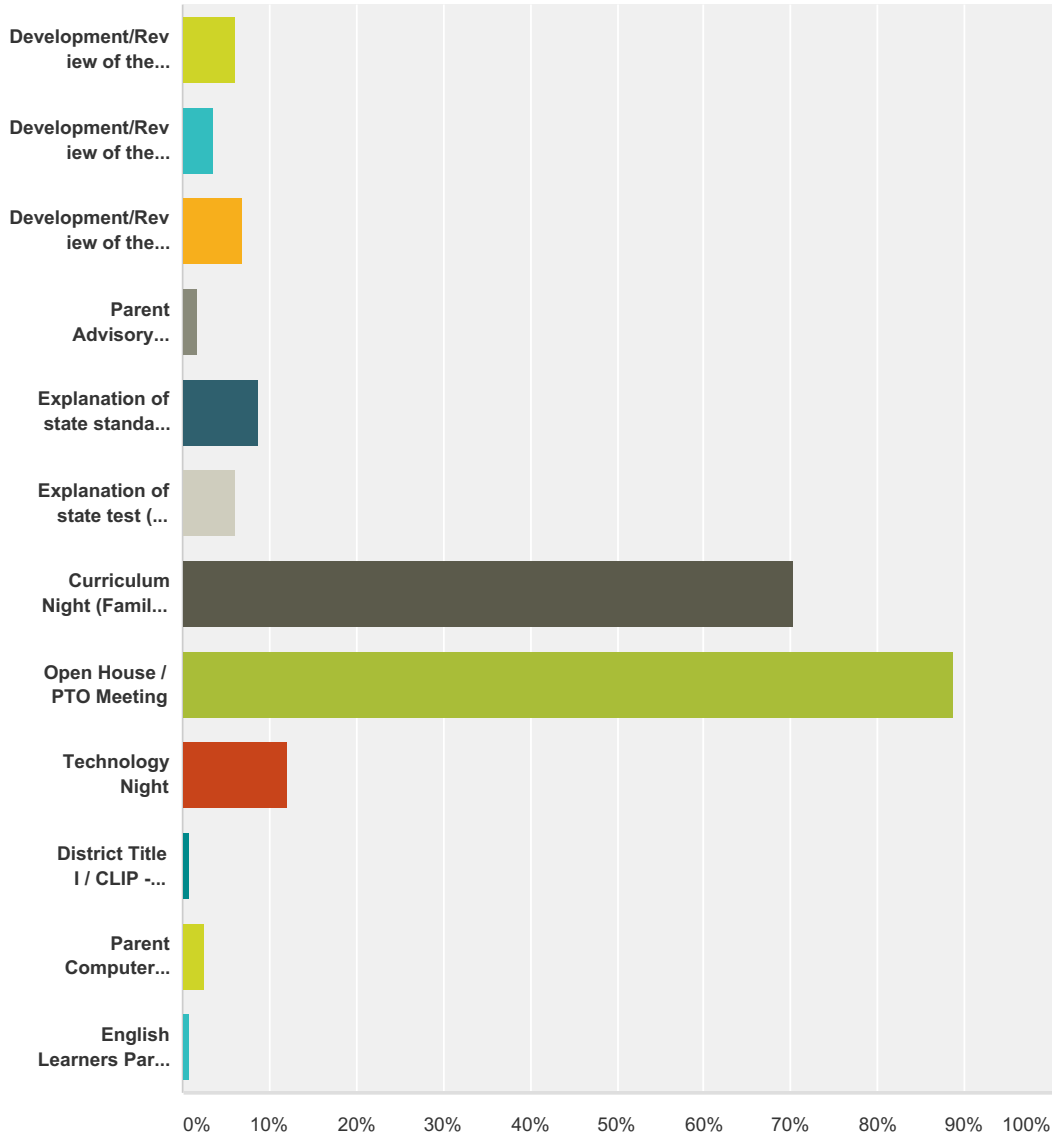
Answered: 108 Skipped: 21



Answer Choices	Responses
Weekday mornings (8:00 a.m. to 12:00 p.m.)	26.85% 29
Weekday afternoons (1:00 p.m. to 4:00 p.m.)	14.81% 16
During lunch hour (Lunch-N-Learn with your child)	10.19% 11
Weekday evenings (6:00 p.m. to 9:00 p.m.)	58.33% 63
Saturdays (11:00 a.m. to 2:00 p.m.)	14.81% 16
Total Respondents: 108	

Q13 I participated in and/or attended the following school activities this year. (Check all that apply):

Answered: 115 Skipped: 14

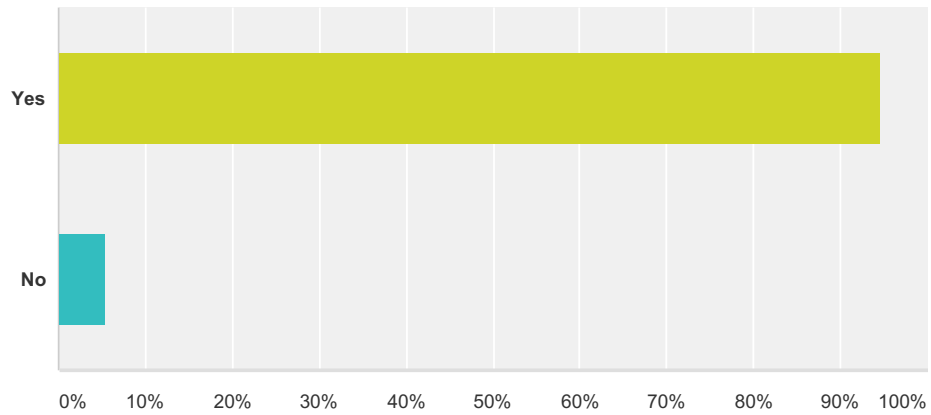


Answer Choices	Responses
Development/Review of the Parental Involvement Plan	6.09% 7
Development/Review of the School Parent Compact	3.48% 4
Development/Review of the Title I Program Plan/Evaluation and School Improvement Plan	6.96% 8
Parent Advisory Committees/Councils/School Governance Team	1.74% 2
Explanation of state standards and school curriculum (GA Standards of Excellence)	8.70% 10
Explanation of state test (GA Milestones, End of Grade, End of Course Test, ACCESS Test, GKIDS)	6.09% 7

Curriculum Night (Family Reading / Math Night, Science or Social Studies)	70.43%	81
Open House / PTO Meeting	88.70%	102
Technology Night	12.17%	14
District Title I / CLIP - Comprehensive LEA (District) Implementation Planning Meeting (CLIP)	0.87%	1
Parent Computer Classes/Workshops	2.61%	3
English Learners Parent Orientation	0.87%	1
Total Respondents: 115		

Q14 Do you think that all children in your child's school have the same opportunity to learn and succeed?

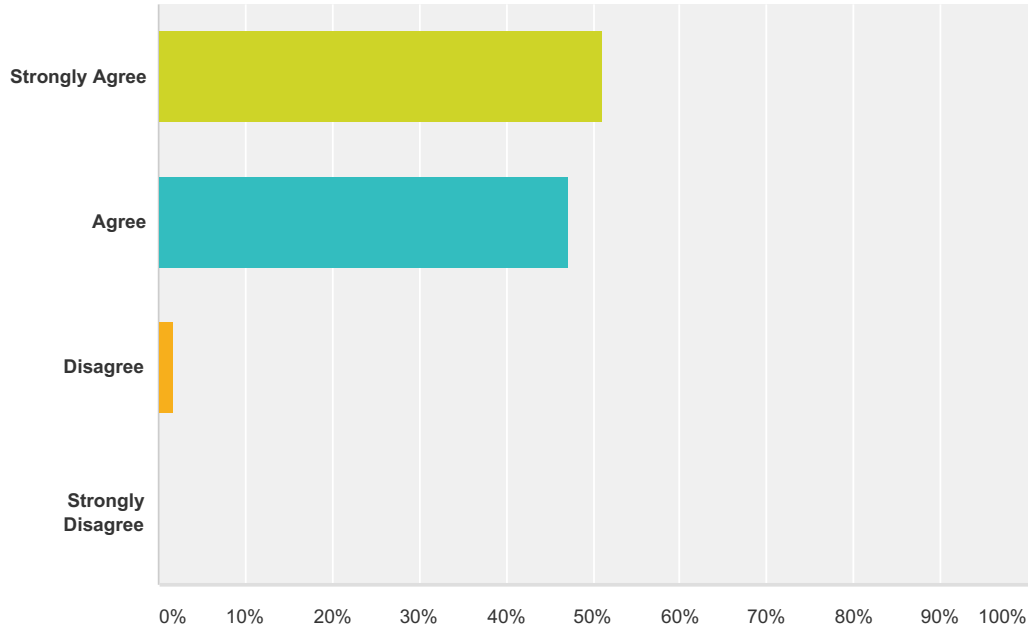
Answered: 127 Skipped: 2



Answer Choices	Responses
Yes	94.49% 120
No	5.51% 7
Total	127

Q15 Walton County School System provides every student equal access to experienced, highly qualified (certified in the area in which they are teaching) teachers.

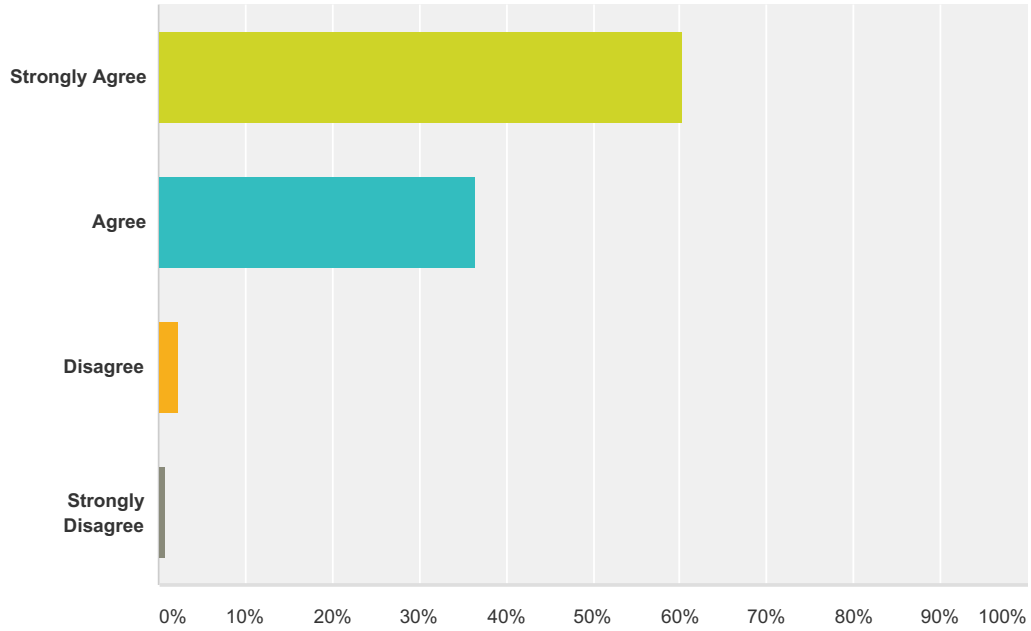
Answered: 127 Skipped: 2



Answer Choices	Responses	
Strongly Agree	51.18%	65
Agree	47.24%	60
Disagree	1.57%	2
Strongly Disagree	0.00%	0
Total		127

Q16 The staff at my child's school is responsive and helpful when we discuss my child's academic progress.

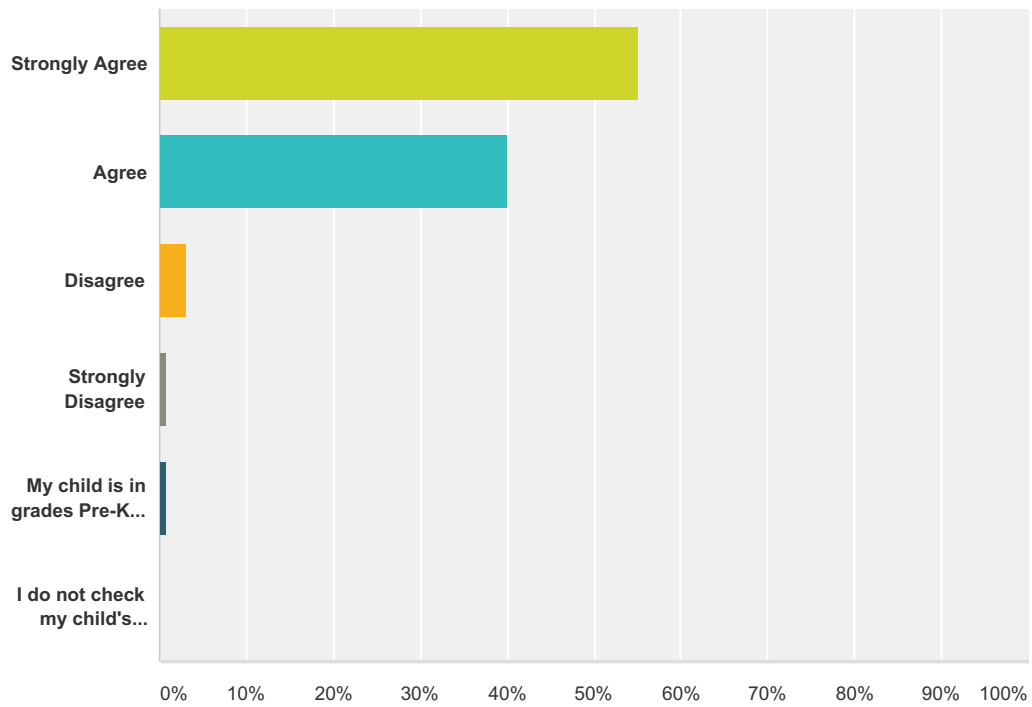
Answered: 126 Skipped: 3



Answer Choices	Responses	
Strongly Agree	60.32%	76
Agree	36.51%	46
Disagree	2.38%	3
Strongly Disagree	0.79%	1
Total		126

Q17 My child's teachers regularly update grades in the parent portal.

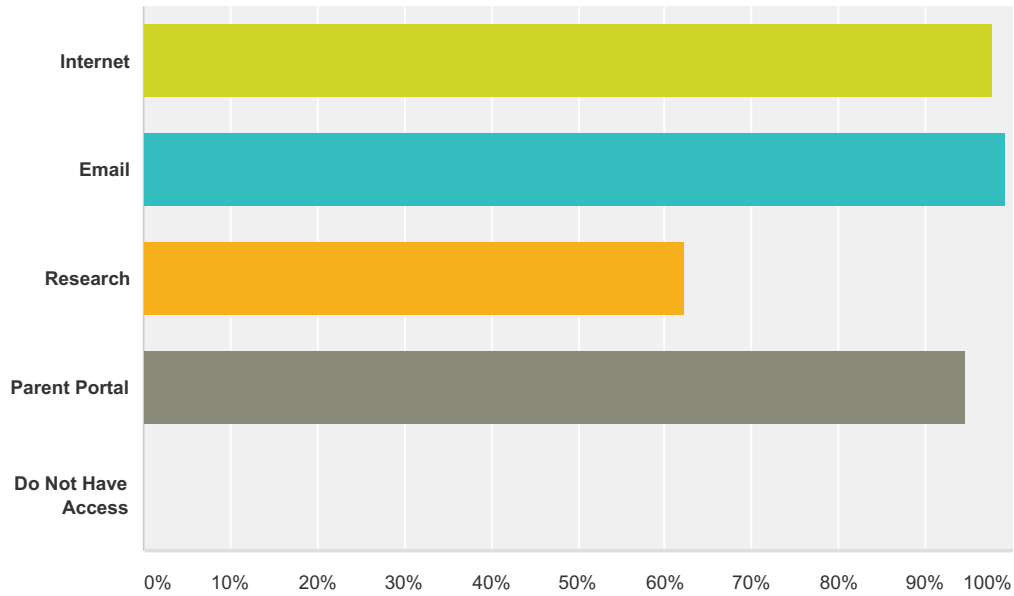
Answered: 125 Skipped: 4



Answer Choices	Responses
Strongly Agree	55.20% 69
Agree	40.00% 50
Disagree	3.20% 4
Strongly Disagree	0.80% 1
My child is in grades Pre-K - 3.	0.80% 1
I do not check my child's grades electronically (online or using an app).	0.00% 0
Total	125

Q18 I have access to devices (phone, computer, eReader, iPad, Kindle, etc.) to make use of the following (Check all that apply):

Answered: 127 Skipped: 2



Answer Choices	Responses	Count
Internet	97.64%	124
Email	99.21%	126
Research	62.20%	79
Parent Portal	94.49%	120
Do Not Have Access	0.00%	0
Total Respondents: 127		

Q19 OPTIONAL: What would you most like to see improved within the Walton County School System?

Answered: 20 Skipped: 109

Q20 Optional: Please share your contact information.

Answered: 37 Skipped: 92

Answer Choices	Responses	
Name:	100.00%	37
Phone Number:	91.89%	34
Email Address	97.30%	36